




An Immigrant Experience




Karla Solis and Yeny Muenchow





A litte bit of me.

Born in Mexico City - population 22.51 million
Immigrated to United States in 2000 with my parents, sister and two brothers
Family came to chase the American Dream
Not knowing a single word of English



1995



2002



2024

2000



66

Most Common Countries

Dec 2023 more than 18K

- Mexicans

Sept 2023 - more than 38K


- Venezuela

May 2019 - 62K

- Guatemala
- Honduras
- El Salvador

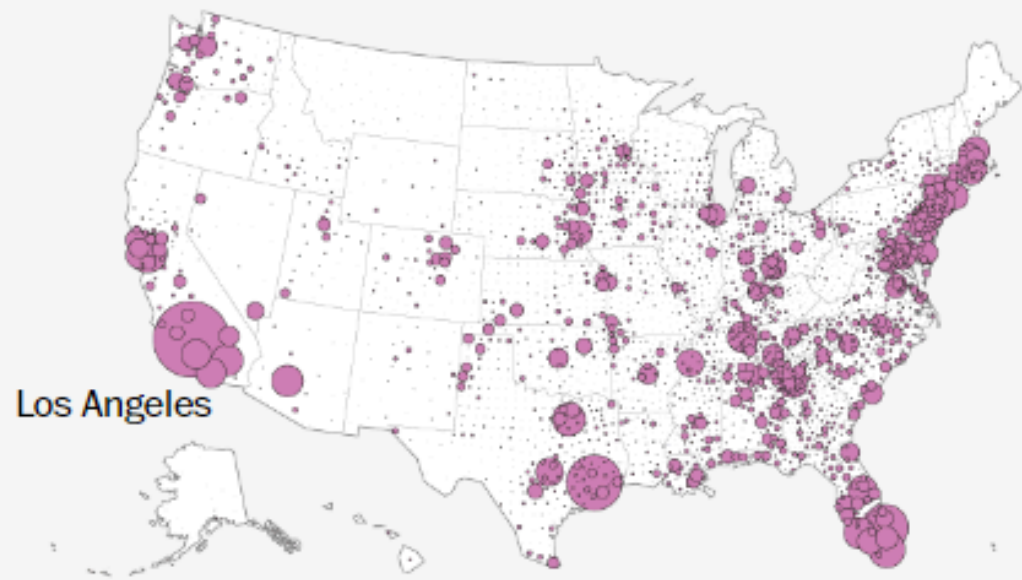
May 2023 - 4.8

- Afghanistan
- Ukraine
- Syria



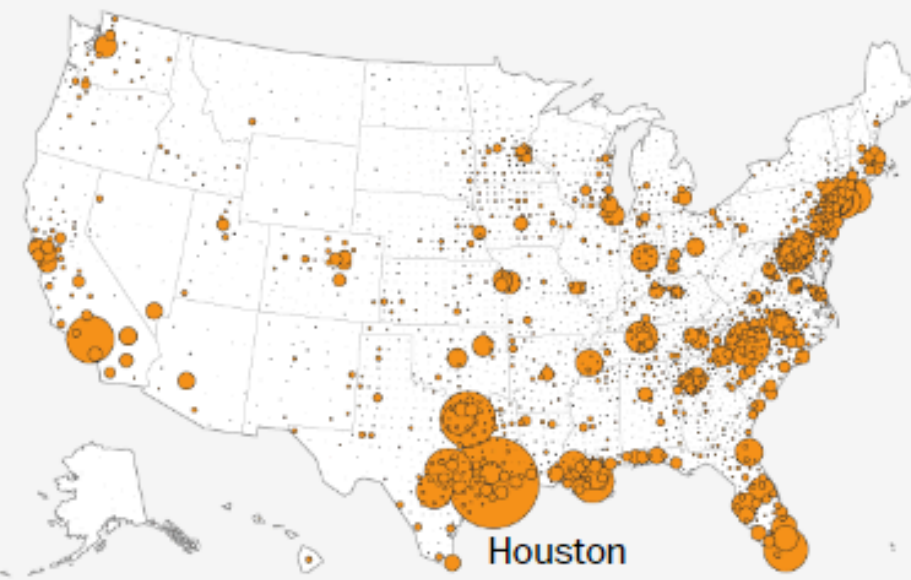
GUATEMALA

536k people



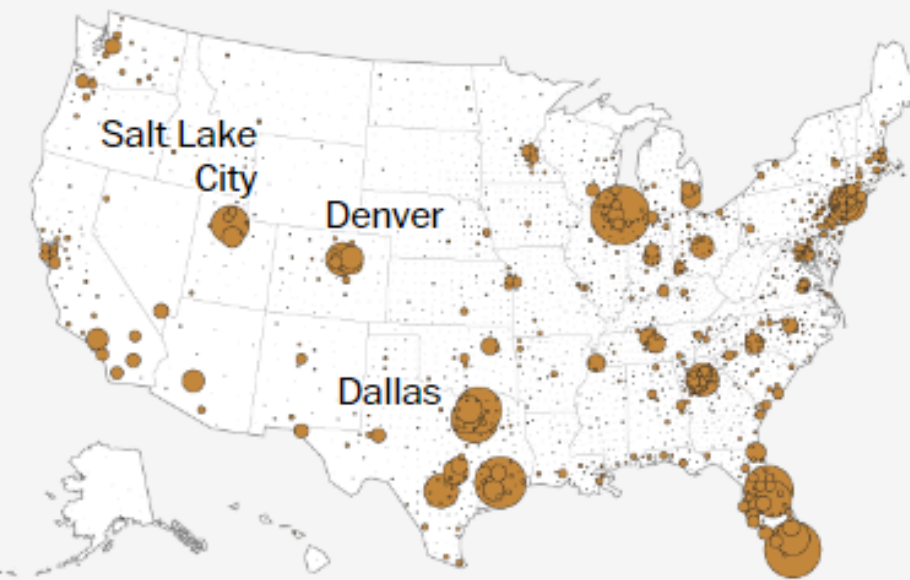
HONDURAS

512k



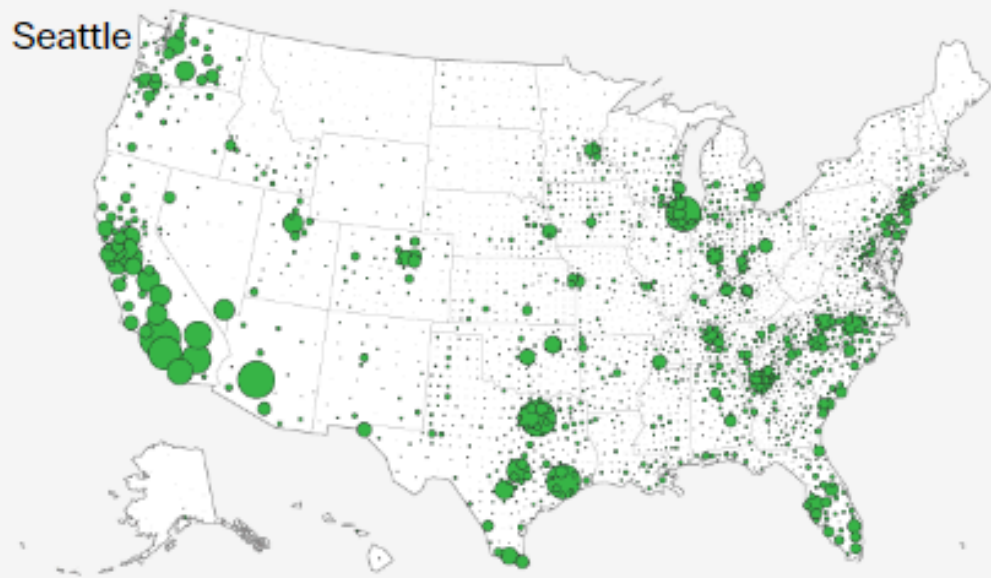
VENEZUELA

350k



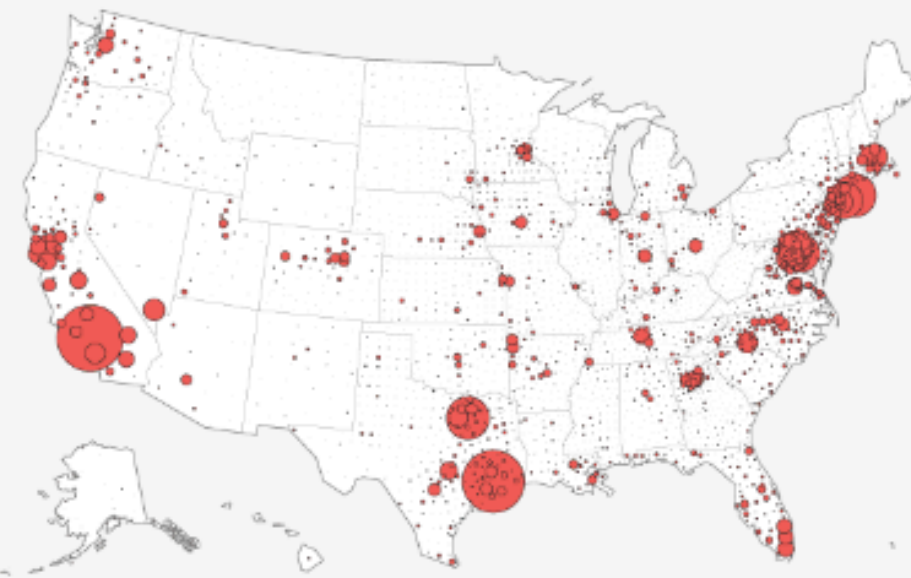
MEXICO

297k



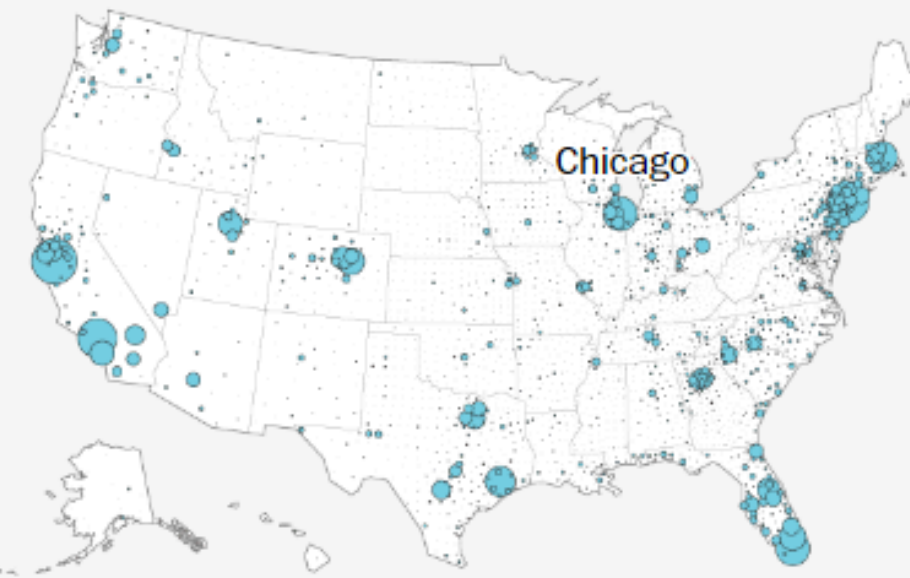
EL SALVADOR

270k



COLOMBIA

208k





Reasons for fleeing?

- Violence

- Murder
- Kidnapping
- Violence against women
- Forced recruitment by gangs
- War

- Better access to Education & Health

- Government

- Dictatorship
- Corruption

- Economic factors

- Inflation
- Poverty

- Gender Inequality



Education Level



Statistics show that: 12% of recently arrived immigrants have less than a 9th grade education

7 % have a 9-12th grade education

19% have a GED or HS Diploma

13.7 % of the U.S. population are made up of immigrants (45.3 Mil)

41 % of that population has been found to be illiterate





Challenges Faced

Language Barrier



67 % of immigrants speak no or a minimum amount of English

Employment



Economic Challenges

Discrimination and Prejudice



33% of immigrants have been told “Go back where you came from”
More than 50% of employed immigrants have faced discrimination at work

Unknown environment








Access to healthcare or other services



HOW has immigration changed our JOB?



We don't have specific stats for this, but in August we had about 600 immigration cases being kept by PAUL UNGER... with more unknown out there




How Can We Help as ESS?

Educate your applicant and make sure they are understanding benefits and walk them through the process.

- FS reporting requirements
- Importance about policy
- Email notification (PIN)

Language Access - 4 different ways

Offer other resources provided in their county



Policy Reminders

ID verification is waived for Undocumented Immigrants

NQ ID ver on the Current demo page

BCPHB 4.2.7.5 FSHB 1.2.3.1

Certain non-citizens are subject to a five-year ban from the date of US arrival

Only Applies to Adults (Not Children, pregnant women or EMA applicants)


DACA recipients (Dreamers/Deferred Action) are only eligible for EMA or BC+ Prenatal

No FS eligibility

MAGP gets extended for 60 days more of coverage

MAGP cannot be backdated, we will need EMA app for this

ITIN numbers have to be placed as alias and not SSN



Cont:

If a client has an entry date that is less than a year old the client has to go to PAUL

All status codes have to come from SAVE from CARES or directly the SAVE website. **Print them out and send to scanning**

We cannot just take the documentation provided, as registration status code

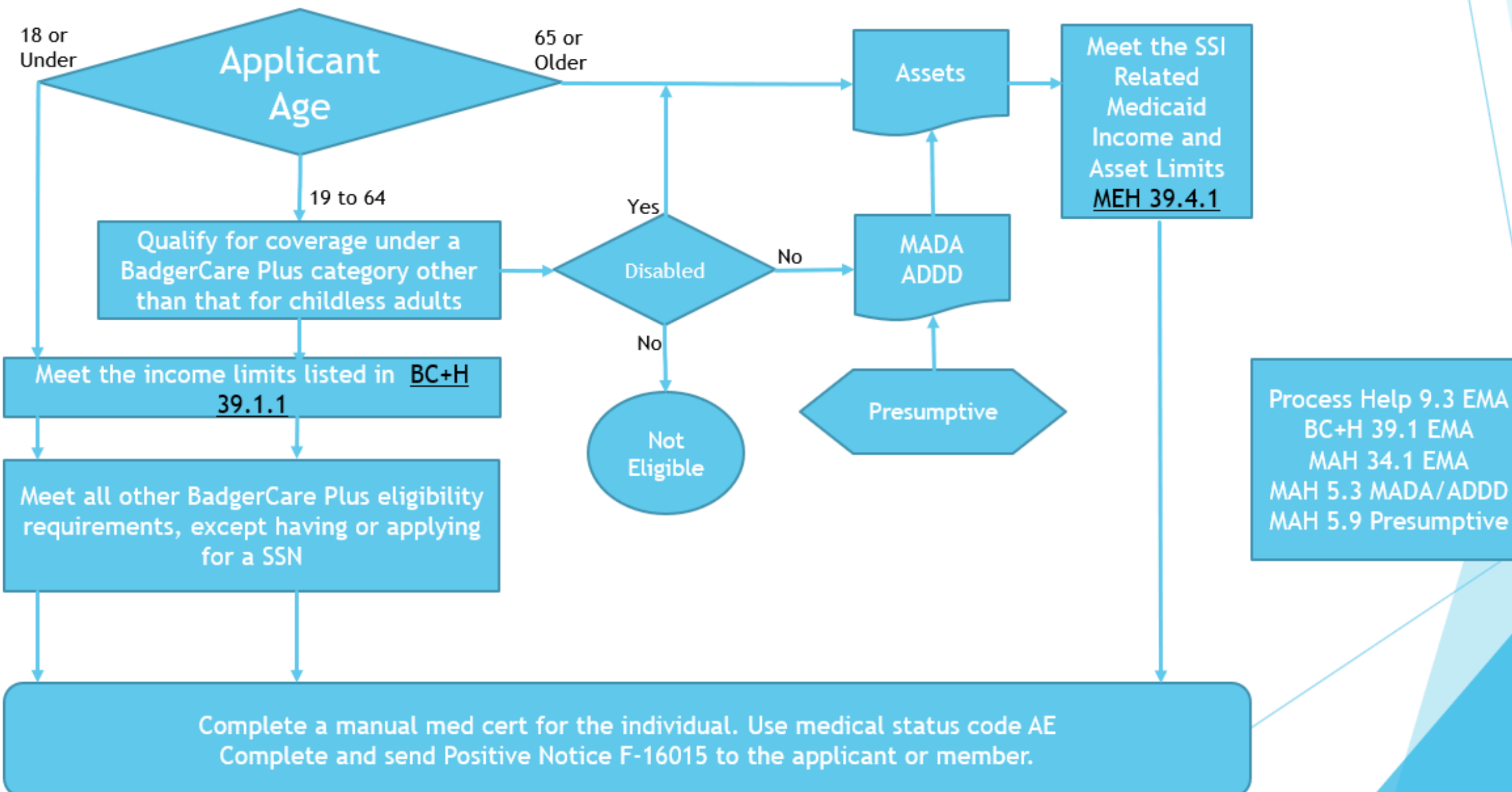
Do not use a passport to verify immigration status in SAVE we need an I-94, A#, or USCIS #




When we need secondary verification for a immigration status and we have the docs, separate the documentation per individual, not per document.

Who can receive EMA?

BadgerCare Plus Emergency Services EMA





Limited BadgerCare Plus benefit for documented immigrants who have not been in the U.S. for five years or more and for undocumented immigrants (Code 39)





If you have any questions, talk to your lead
or your supervisor





Thank you!

